



**District Report Card: 2017**


<b>State:</b> Maharashtra	<b>District:</b> Jalna
<b>Class:</b> 8	<b>Subject:</b> Language
<b>Schools:</b> 51	<b>Students:</b> 1407


**Participation/Coverage**


**Students**

<b>GENDER</b> 	Boys		Girls	
	Number	%	Number	%
	750	53.30	657	46.70

<b>AREA</b> 	Rural		Urban	
	Number	%	Number	%
	1053	74.84	354	25.16

<b>CATEGORY</b> 	SC		ST		OBC		GEN	
	Number	%	Number	%	Number	%	Number	%
	199	14.14	30	2.13	475	33.76	703	49.96

<b>CWSN</b> 	LD	VI	HI	S&LD	ID	Oth
	6	2	4	5	3	95

<b>Management</b> 	Government		Government-aided	
	Number	%	Number	%
	256	18.19	1151	81.81

**Average Performance of Students in Language (%)**

Overall	Gender		Area		Management		Social Group			
	Male	Female	Rural	Urban	Govt.	Aided	SC	ST	OBC	GEN
53.81	51.88	56.02	53.13	55.84	56.98	53.11	52.60	52.22	54.61	53.68

### Performance on Learning Outcomes (LOs)

Learning Outcomes	Description	Average Performance(%)
L813	Read textual/non-textual materials with comprehension and identifies the details, characters, main idea and sequence of ideas and events while reading	53.81

Range of Performance of Students who Answered Correctly							
Below 30%		30% - 50%		50% - 75%		Above 75%	
Number	%	Number	%	Number	%	Number	%
270	19.19	326	23.17	546	38.81	265	18.83

### Lowest Performing Learning Outcomes (LOs)

1 - Read textual/non-textual materials with comprehension and identifies the details, characters, main idea and sequence of ideas and events while reading (53.81)